



© 2018 by Andreas Lüdike (dental technician), Bayreuth, Germany

crea.lign Enamel	Classic A-D shades																
	A1	A2	A3	A3.5	A4	B1	B2	B3	B4	C1	C2	C3	C4	D2	D3	D4	BL3
E1																	
E2																	
E3																	
E4																	

The Transpa opal customising material can be used in addition to all dentine and enamel materials.

crea.lign opaquers system shades	1	2	3	4	5	6	7	8	9
Classic A-D shades	A1 / B2	A2	A3	B1 / C1 / BL3	C2 / C3 / D2 / D4	B3 / B4	A3.5	A4 / C4	D3

In addition to the crea.lign opaquers 1-9, a crea.lign opaquer GUM and a crea.lign opaquer Z are available.

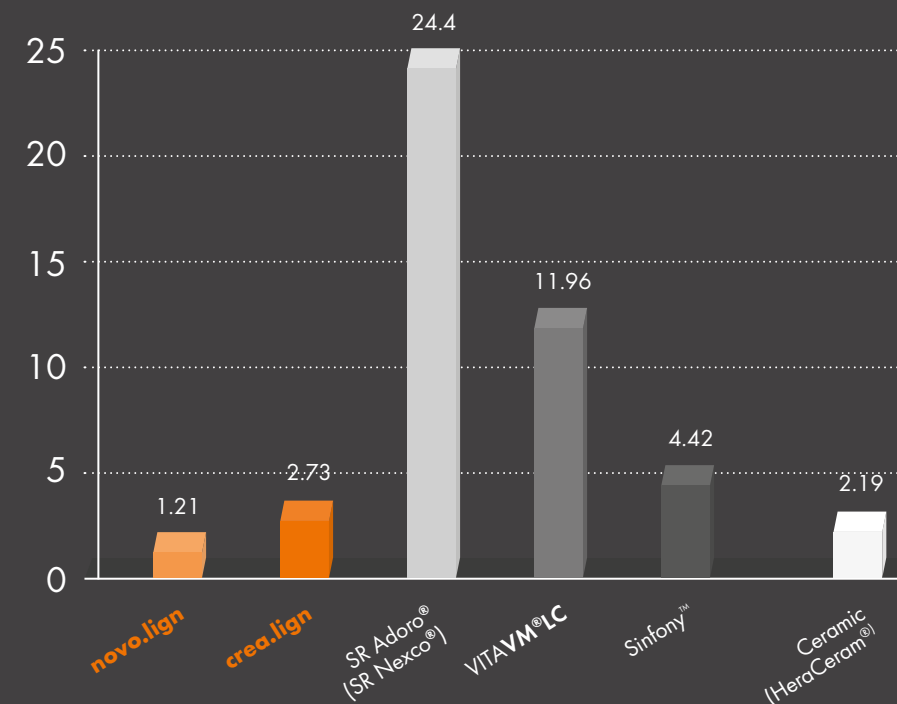
The opaquer GUM is suitable for all GUM shades. The opaquer Z is a special opaquer for zirconia frameworks.

Veneering composite

Range of pastes

Discoloration tendency [ΔE]

Colouring substances:
Immersion in coffee,
tobacco, red wine and
methylene blue



Graphic
„Discoloration tendency ΔE“
© Research report: May 7, 2012
by A. Rzanny and R. Göbel,
University clinic Jena, Germany

All designations bearing the symbols ® or ™ are registered trademarks and/or brand names from third party copyright holders.

crea.lign paste

Veneering composite



create natural beauty

bredent group

009907GB-20181008
Mistake and subject to change reserved



powered by
visio.lign



NO LIMITS

All crea.lign pastes are compatible with the crea.lign gel materials and the opaquer and can be easily combined with them during processing.

crea.lign – layers

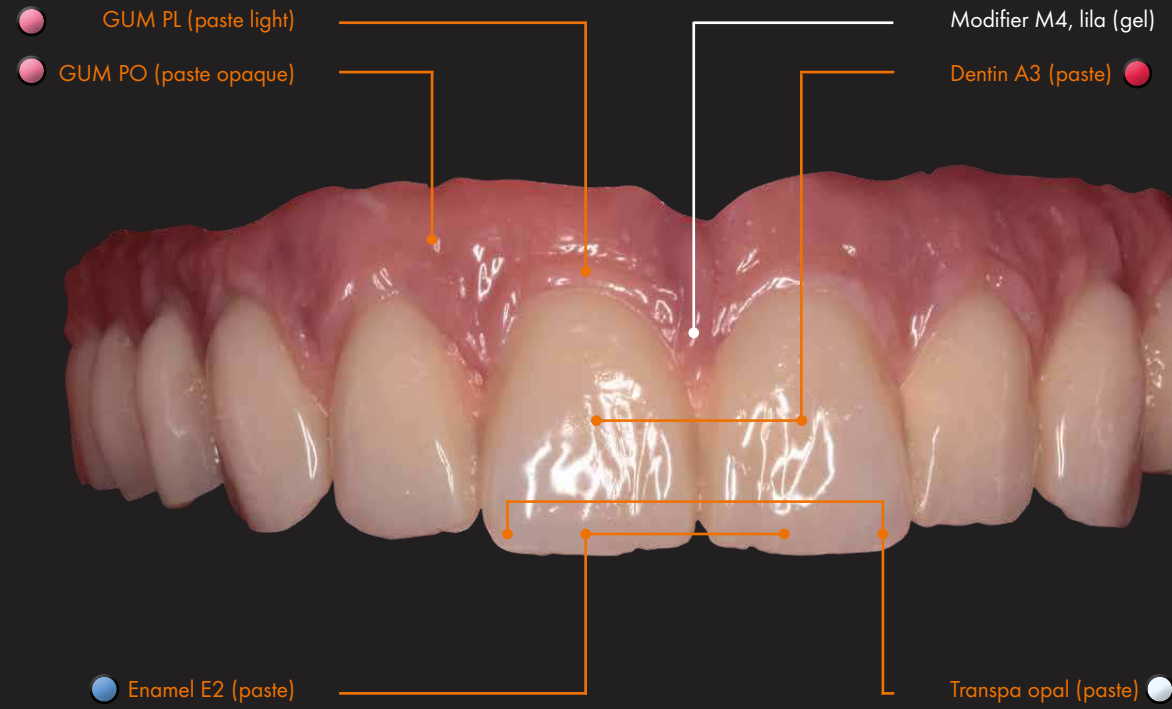


Photo: © 2018 by Andreas Lüdtko (dental technician), Bayreuth, Germany



Natural shade effect

The balance between opalescence, fluorescence and translucency ensures a natural vibrant shade effect. Opacity and translucency are determined by the layer thickness.

The opacity increases with the layer thickness whereas the translucency decreases.

The crea.lign incisal materials are perfectly matched with the dentine materials.

crea.lign pastes

Excellent modelling properties

The new formulation provides a softer and smoother consistency. Contouring is very easy. No undesired adhesion; very fine transitions in the model.

Optimised bond strength values

The filler content of approx. 60 % reduces polymerisation shrinkage.

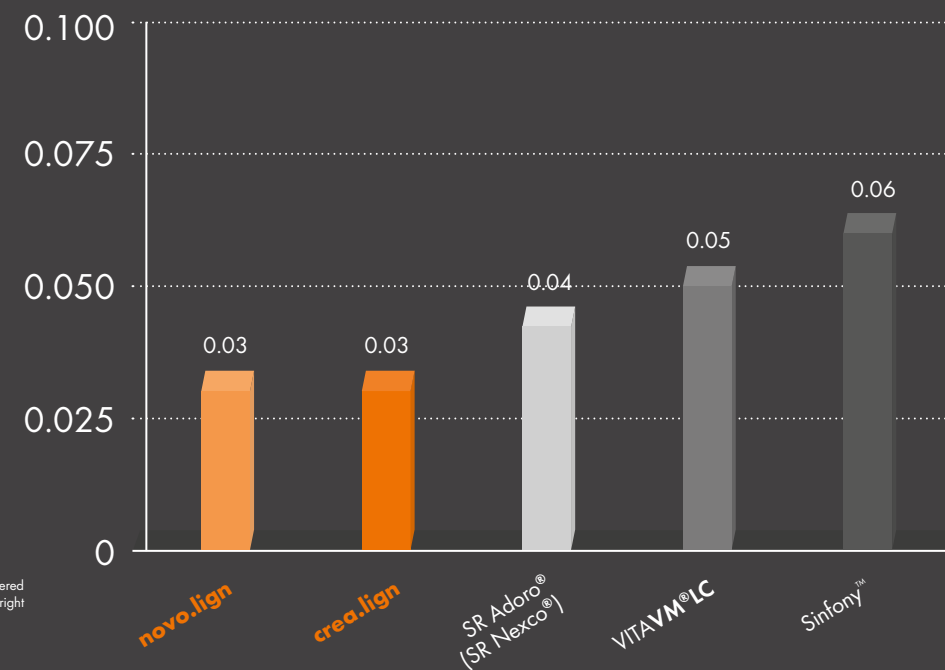
A high curing depth is achieved thanks to the composition.

The ceramic fillers used increase abrasion resistance and prevent plaque accumulation and discoloration.

Lasting gloss can be quickly achieved with the crea.lign paste in a simple polishing process.

Reliable and quick application

Surface roughness after polishing [µm]



Graphic "Surface roughness after polishing"
© Research report, May 7, 2012
by A. Rzanny and R. Göbel,
University clinic Jena, Germany

All designations bearing the symbols ® or ™ are registered trademarks and/or brand names from third party copyright holders.



More GUM materials will be available!

Dentine materials based on the classic A-D, Jodas and Blech B/L3